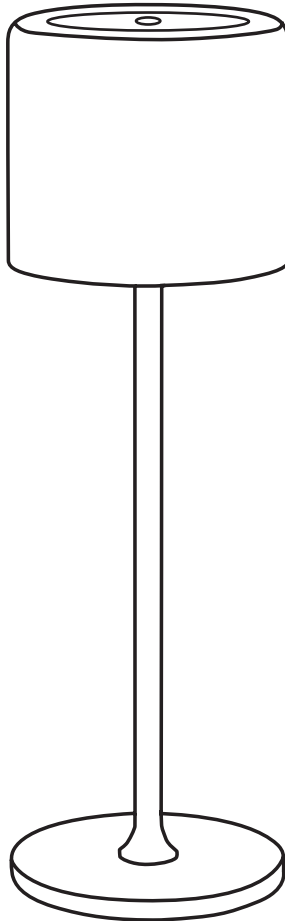


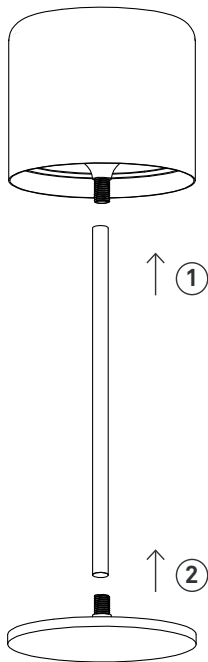


Instructions

# Filo

Rechargeable Table lamp





### Step 1

Screw the lampshade on top of the base

### Step 2

Screw the plate to the bottom of the base

## Cleaning instructions

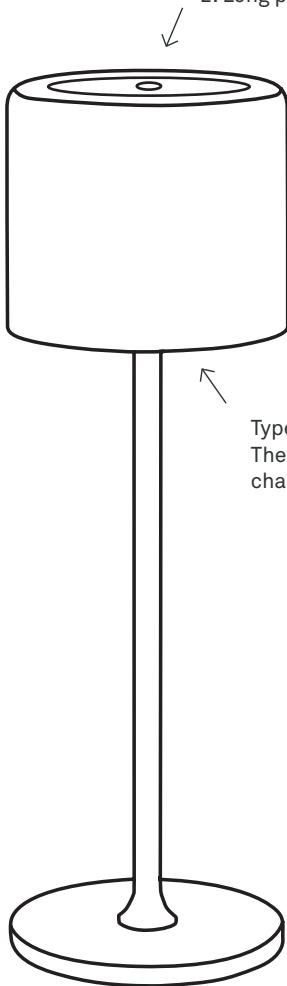
Wipe the surface with a soft, damp sponge or cloth and wipe immediately with a dry cloth. We do not recommend cleaning agents as they can cause staining.

# Instructions

---

USB Type-C cable included  
Charger not included

1. Short press to turn on and off
2. Long press for the dimmer function



Type-c 5Vdc Min. 1A  
The indicator light shows red when  
charging, and green when fully charged



If you have any questions or comments, please reach out to us by e-mail:  
[info@markslojd.com](mailto:info@markslojd.com)

