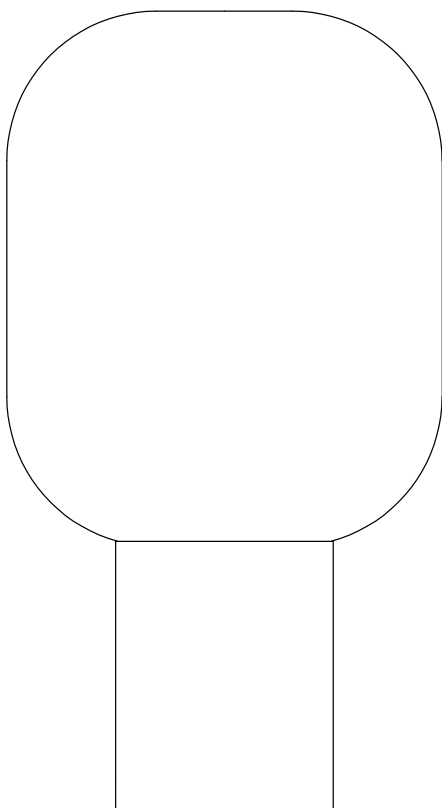




Instructions

Skene

Table lamp




Art. No. 108663





Skene Art. No. 108663

A.



Contents

A. Glass shade (Spare Glass Art. No. 980649)

C. Base in wood

Not included with purchase

B. Light source E27 bulb, max 40W or 15W LED.

Cleaning instructions

Product may be cleaned only after it has been switched off and cooled down.

Prevent moisture from getting to the lamp connections or power supplying elements.

B.



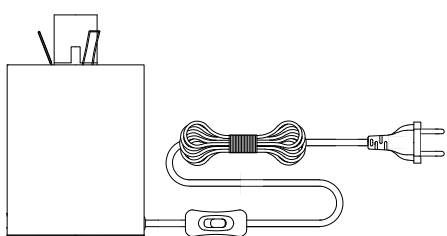
Wipe the surface with a soft, damp sponge or cloth and wipe immediately with a dry cloth.

We do not recommend cleaning agents as they can cause staining.

Do not wash glass shade in dishwasher.

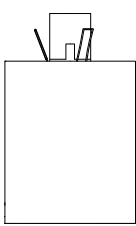
After cleaning, the lamp should be left off until it dries completely.

C.





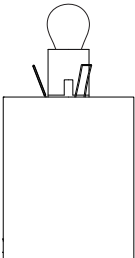

Instructions



Step 1

Make sure you have the correct bulb.

Gently screw the bulb into the socket using a clockwise motion.



Step 2

Place the lamp shade on top of the base, ensure that the springs are carefully placed inside the glass shade.





The story of Markslöjd began in 1963, around the small town of Skene in Sweden. Our production was of small scale, consisting mostly of wooden crafts and lighting. Fast forward to 2023 and we're celebrating 60 years, more than a half century of experience in lighting.

To mark our 60 year anniversary, we're presenting a table lamp named after our home town - Skene. The base in burned wood is a tribute to our history, while the shade in opal-glass, and the clean form mirrors our true Scandinavian identity.



If you have any questions or comments, please reach out to us by e-mail:
info@markslojd.com

